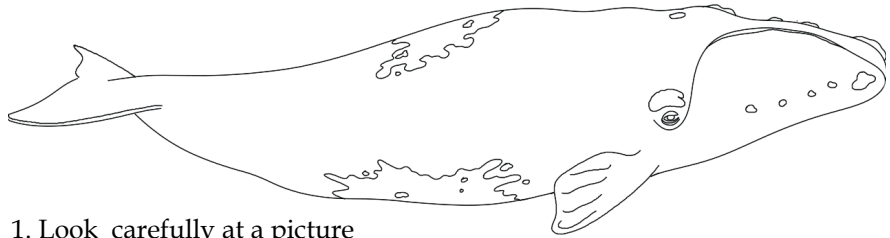
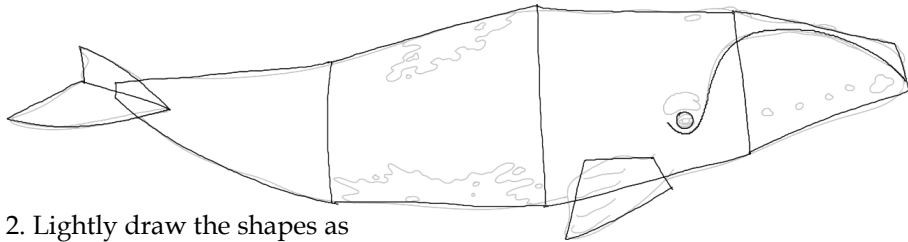


How to draw a whale

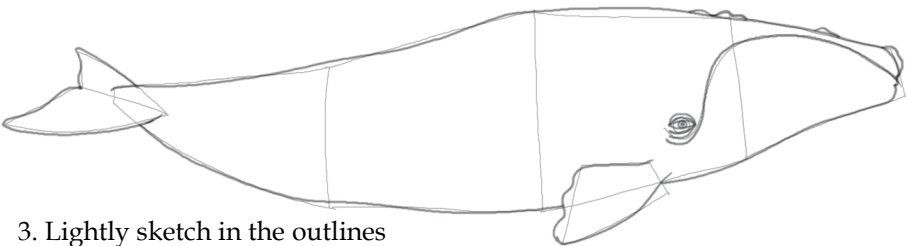
© christinabooth.com 2021



1. Look carefully at a picture of the whale you want to draw



2. Lightly draw the shapes as blocks to help map your outline




3. Lightly sketch in the outlines and then remove the block outlines




4. Make any corrections needed. Remember to look at the original image so you can check the details. Add finer details.



5. Colour or paint your whale (watercolour is great for painting ocean species).



6. Add some shade to the base of each section of the whale, add splashes of white paint for texture



7. Add a background. Experiment with how to make the water look like it is moving. Add spray and lines. Add a white dot in the eye to bring it to life.